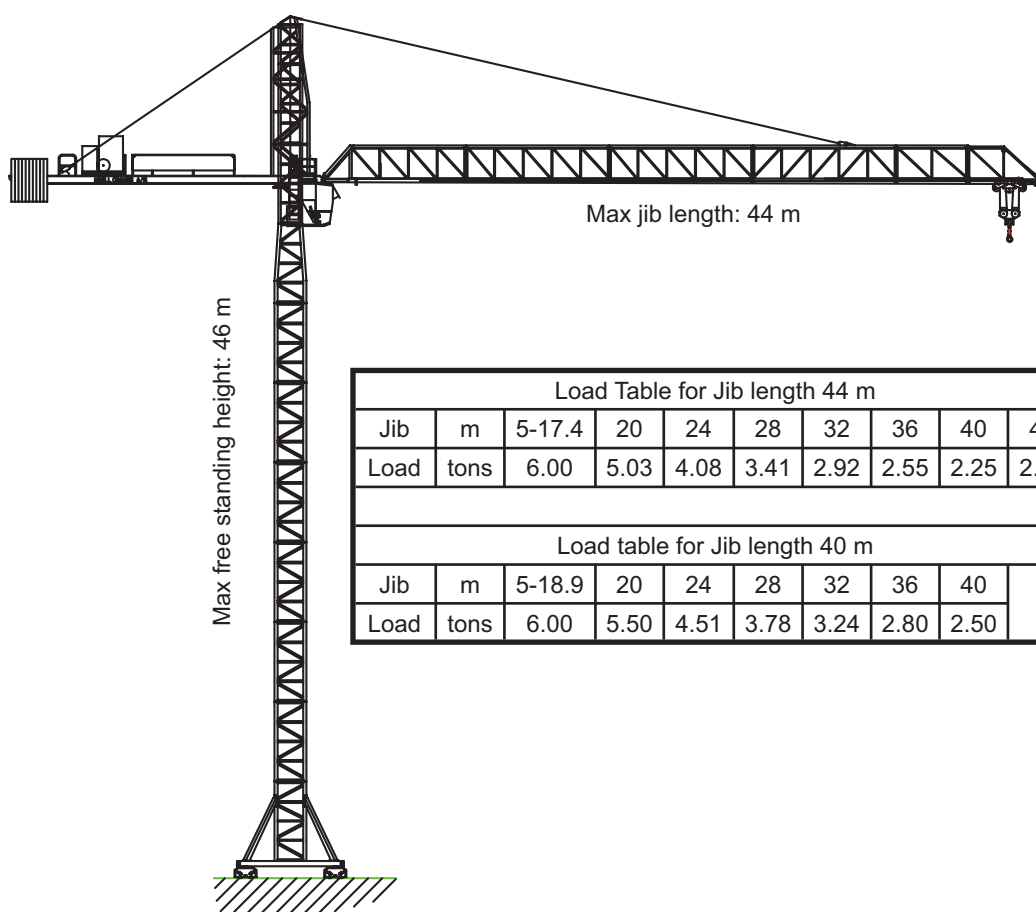

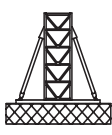
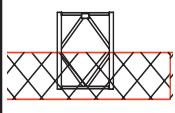
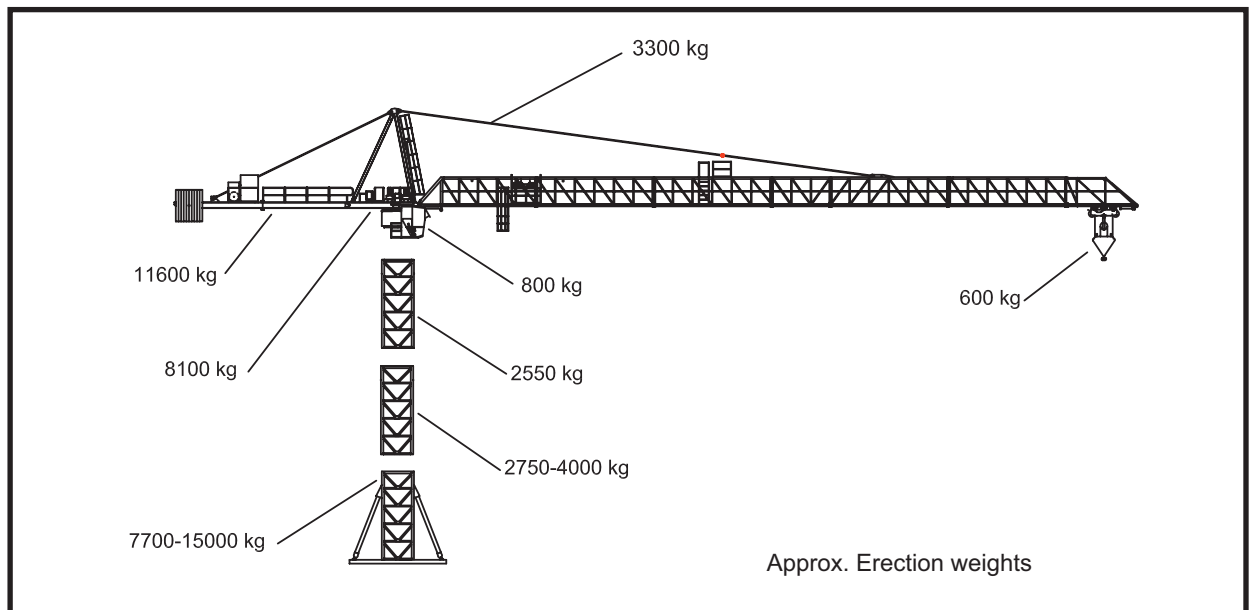


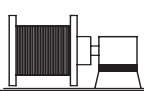


# KROLL TOWER CRANE K100



TRADEHOUSE INTERNATIONAL A/S  
 Poppelgaardvej 7, 2860 Søborg, DK  
 Tel: +45 3966 1866, Fax: +45 3966 1065  
 lohmann@tradehouse.dk  
 www.tradehouse.dk

Kroll Tower Crane K100											
Hook height		m	46	42	38	34	30	26	22	18	
			Erected on bottom cross for rail travelling								
	Gauge		m	6	6	6	6	6	6	6	
	Ballast		ton	27	23	19	15	15	15	15	
	Corner pressure	In Service	kN	520	480	440	400	370	340	320	300
	Corner pressure	Out of Service	kN	620	520	Less than in service					
	B x B x H		Erected on bottom cross on foundation plate								
	B		m	6.5	6	6	6	6	6	6	
	H		m	0.8	0.8	0.8	0.8	0.8	0.8	0.8	
	Foundation weight		ton	79	68	68	68	68	68	68	
	B x B x H		Erected on cast in section								
	Hook height		m	42	38	34	30	22	22	18	14
	B		m	5.75	5.25	5.0	4.75	4.75	4.5	4.5	4.5
	H		m	1.4	1.4	1.4	1.4	1.4	1.4	1.4	1.4
	Foundation weight		ton	109	91	82	74	74	67	67	67



Hoisting Speeds		
	50 HP	75 HP
	4-8-60 m/min	7-14-86 m/min
	2-4-30 m/min	3.5-7-43 m/min