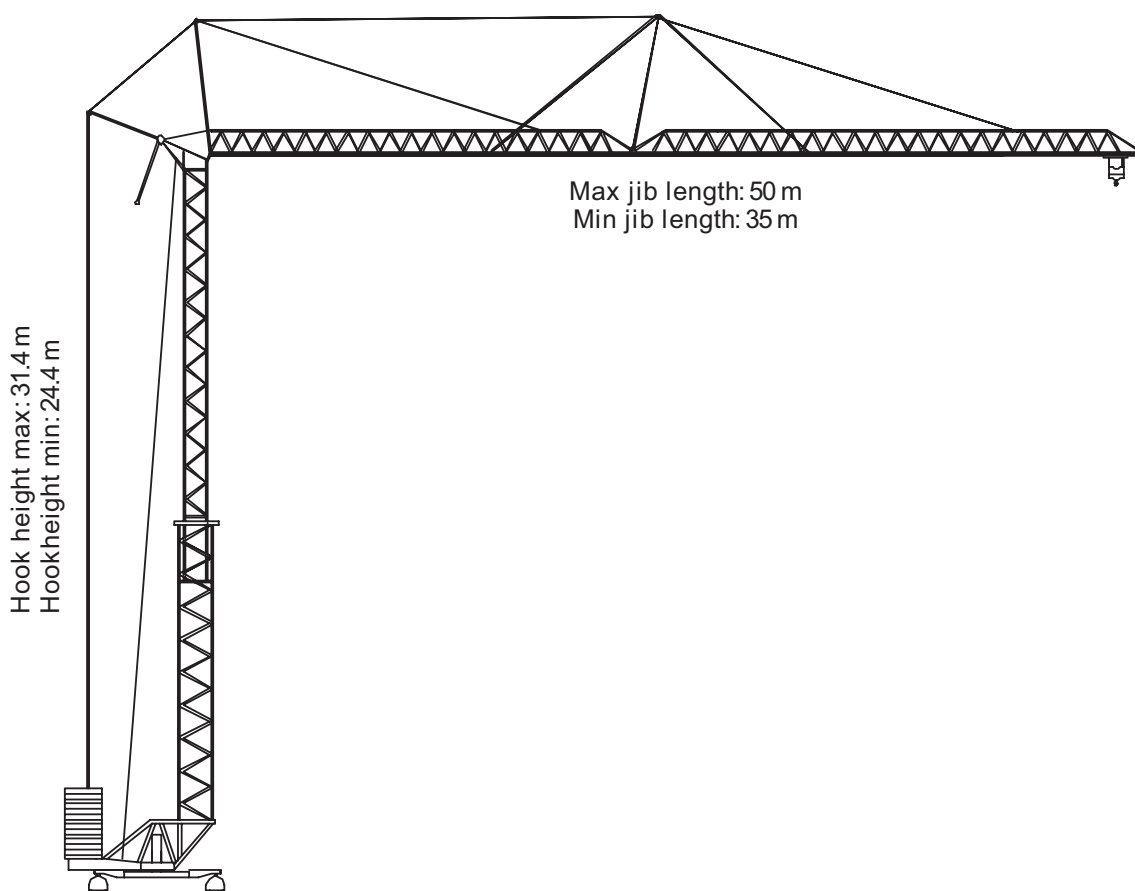
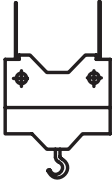
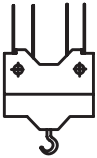





LIEBHERR TOWER CRANE 112K



TRADEHOUSE INTERNATIONAL A/S
Poppelgaardvej 7, 2860 Søborg, DK
Tel: +45 3966 1866, Fax: +45 3966 1065
lohmann@tradehouse.dk
www.tradehouse.dk

	Length of Jib	Lifting capacity with 2-part wire												
	m	3.9-20.1	21	24	28	32	35	37	40	42	45	48	50	m
	50	4000	3800	3220	2670	2260	2020	1880	1700	1600	1460	1340	1270	kg
	45	4000	4000	3890	3230	2750	2450	2300	2090	1960	1800			kg
	40	4000	4000	4000	3910	3330	3000	2800	2550					kg
35	4000	4000	4000	4000	3670	3300							kg	

	Length of Jib	Lifting capacity with 4-part wire												
	m	3.9-20.1	21	24	28	32	35	37	40	42	45	48	50	m
	50	8000	3660	3070	2500	2080	1800	1700	1510	1410	1270	1140	1070	kg
	45	8000	4430	3730	3060	2560	2250	2110	1890	1770	1600			kg
	40	8000	5150	4350	3580	3020	2690	2500	2250					kg
35	8000	5870	4980	4110	3470	3100							kg	

Speeds		
	Rotation 0 - 0.8 sl./min	4.0 kW
	Chariot 10.0 / 33.0 / 67.0 m/min	5.0 kW
	Crane on Rails 25.0 m/min	2 x 2.0 kW

Max corner pressure in service	415 kN
Max corner pressure out of service	300 kN
Cross section of cable up to 30 m	4x16 mm ²
Counter weight	44000 kg
Shipping weight (excl. counter weight)	28300 kg
Total power requirement	57 kVA

