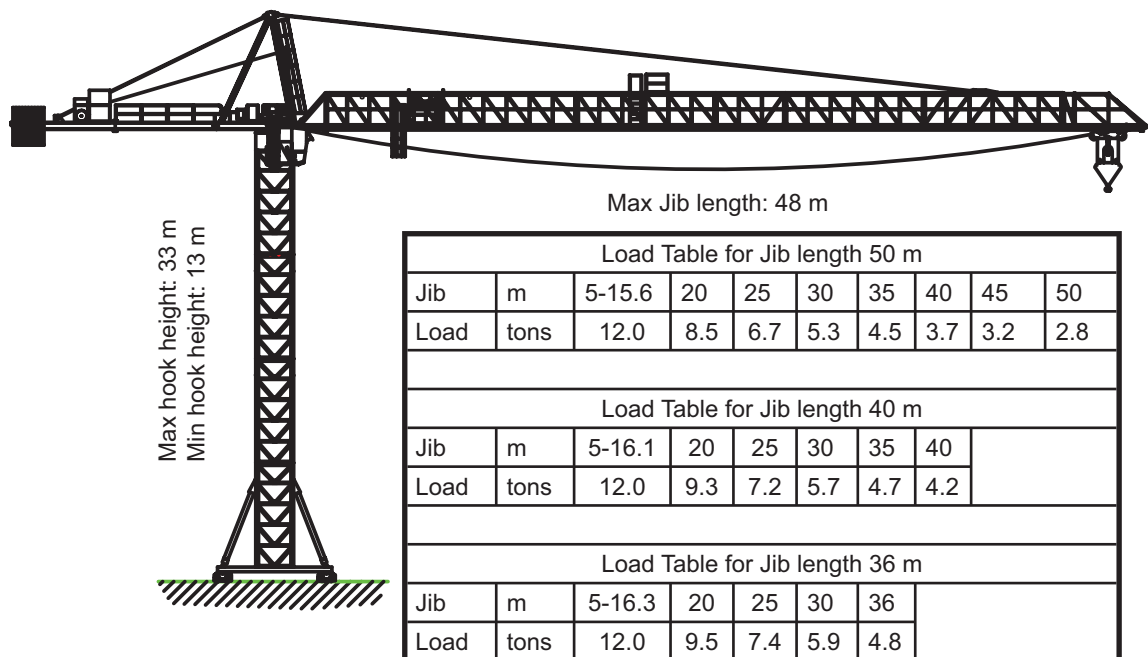
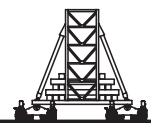
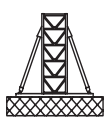
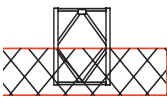
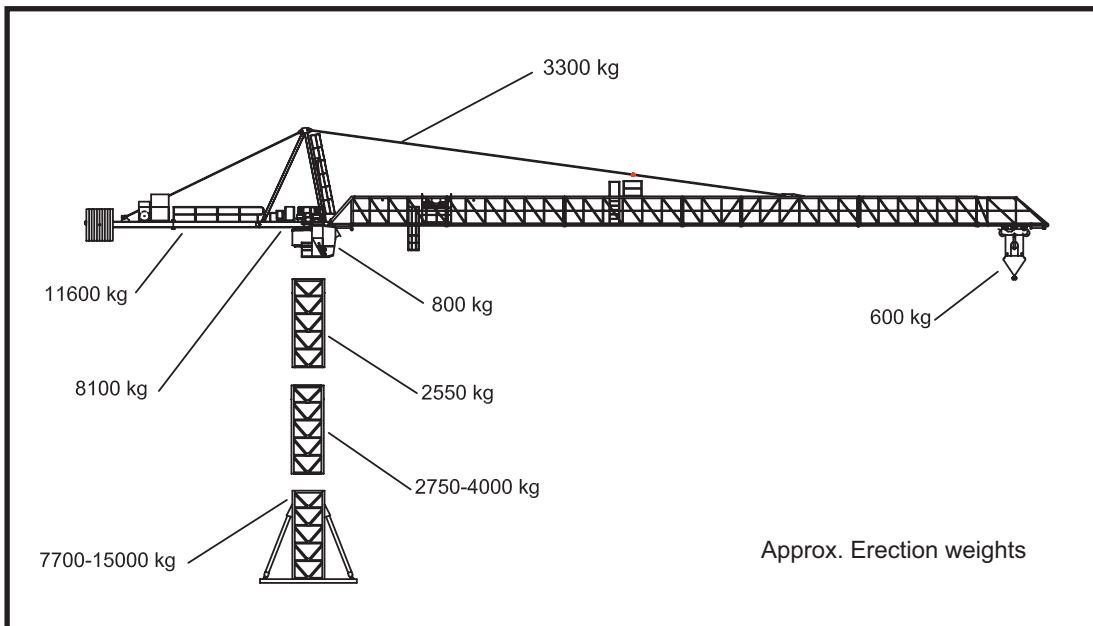


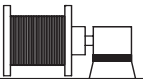


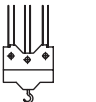
KROLL TOWER CRANE K175



TRADEHOUSE International A/S
 Poppelgaardvej 7, DK 2860 Soborg
 Tel: +45 3966 1866, Fax: +45 3966 1065
 lohmann@tradehouse.dk
 www.tradehouse.dk

Kroll Tower Cranes K175									
Hook height		m	33	29	25	21	17	13	
	Erected on bottom cross for rail travelling								
	Gauge		m	9	9	6	6	6	6
	Ballast		ton	30	30	30	30	30	30
	Corner pressure	In Service	kN	550	510	490	470	450	430
	Corner pressure	Out of Service	kN	Less than in service					
	B x B x H		Erected on bottom cross on foundation plate						
	B		m	6	6	6	6	6	6
	H		m	0.8	0.8	0.8	0.8	0.8	0.8
	Foundation weight		ton	68	68	68	68	68	68
	B x B x H		Erected on cast in section					X	
	Hook height		m	29	25	21	17		13
	B		m	5.25	5.0	5.0	5.0		4.75
	H		m	1.4	1.4	1.4	1.4		1.4
	Foundation weight		ton	91	83	83	83		75



Hoisting Speeds		
	50 HP	75 HP
	0-4000 kg	0-4000 kg
	0.2-44 m/min	0.2-62 m/min
	0-8000 kg	0-8000 kg
	0.1-22 m/min	0.1-31 m/min
	0-12000 kg	0-12000 kg
	0.05-15 m/min	0.05-33 m/min